

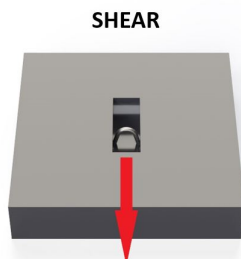
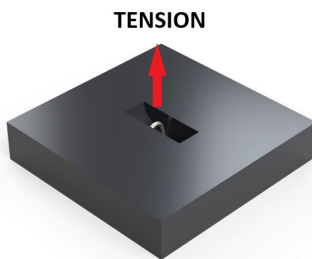
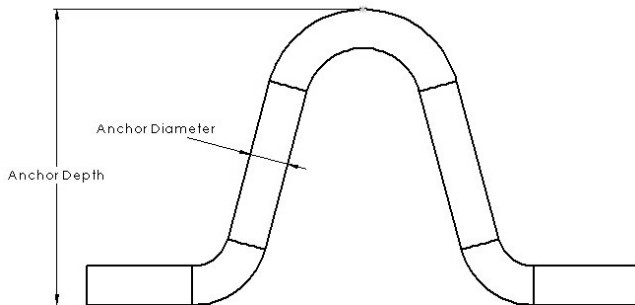
## TECHNICAL DATA SHEET

### DESCRIPTION

The P75M Utility Anchor is a steel anchor used for the lifting and handling of precast concrete elements.

### APPLICATION

The P75M Utility Anchor is designed to be used with the Magic 1501 Production System. The anchor can be used to lift in tension, shear, or with a combined load at an angle.



### FEATURES

- Compatible with the Magic 1501 Production System
- Mechanical ultimate load of 18,500 lbs
- No special lifting hardware required; uses standard hook or clevis
- Easy to install and use
- Anchor rated for minimum 5" concrete thicknesses

### TECHNICAL DATA

Anchor Wire Diameter (in)	Anchor Depth (in)	Tension Min Edge Distance (in)	Tension SWL (lbs)	Shear Min Edge Distance (in)	Shear SWL (lbs)	Min Spacing Between Anchors (in)
0.500	3.8	9	3600	12	3350	18

Safe working loads (SWL) provide an approx. factor of safety of 4 to 1 in 4900 psi concrete  
Shear safe working loads are based on loading perpendicular to the orientation of anchor

### INSTALLATION

1. Placement of the Utility Anchor is dependent on the structural shape of the precast element
2. Utility anchors are not designed for thin edge installation
3. Always maintain minimum edge distances

### RELATED PRODUCTS

- P75 Utility Anchor

### ORDERING INFORMATION

#### P75M Utility Anchor

Product Code	Description	Weight
102447	P75M Utility Anchor	0.600 LB

### MANUFACTURER

Dayton Superior Corporation  
1125 Byers Road  
Miamisburg, OH 45342  
Customer Service: 888-977-9600  
Technical Services: 877-266-7732  
Website: [www.daytonsuperior.com](http://www.daytonsuperior.com)

**TECHNICAL DATA SHEET****WARRANTY (ACCESSORIES)**

Limited Warranty. Dayton warrants, for a period of 60 days from the date of shipment (three years from the date of shipment in the case of formwork, excluding any consumable Products included with such formwork), that Products and any associated application drawings and engineering services provided by Dayton ("Ancillary Services") will be free from defects in material and workmanship and, in the case of custom designed formwork, that the formwork will meet the specifications set forth in the design drawings approved by Dayton and Customer. Any claim under this warranty must be made in writing within such warranty period. If any Product and/or Ancillary Service covered by a timely claim are found to be defective, Dayton will, within a reasonable time, make any necessary repairs or corrections or, at Dayton's option, replace the Product. Unless pre-authorized by Dayton in writing, Dayton will not accept any charges for correcting defects or accept the return of any Product. This warranty will not apply to any Products that have been subjected to misuse, neglect, storage damage, misapplication, accident or any other damage caused by any person other than Dayton, or that have not been maintained in accordance with Dayton's specifications. THIS LIMITED WARRANTY IS IN LIEU OF ALL OTHER WARRANTIES AS TO THE PRODUCTS AND ANCILLARY SERVICES. DAYTON MAKES NO OTHER WARRANTIES OR GUARANTEES, EXPRESS OR IMPLIED, INCLUDING ANY WARRANTY OF MERCHANTABILITY, FITNESS FOR A PARTICULAR PURPOSE OR OTHERWISE. THE REMEDIES SET FORTH IN THIS SECTION ARE CUSTOMER'S EXCLUSIVE REMEDY FOR BREACH OF WARRANTY.