

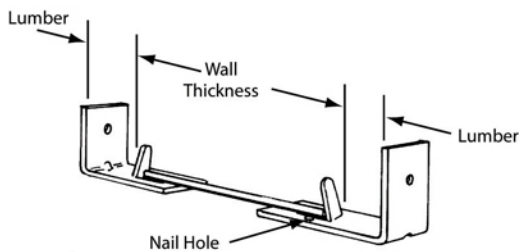
TECHNICAL DATA SHEET

DESCRIPTION

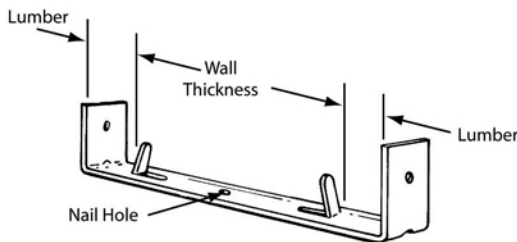
A22 Spreader Cleats are manufactured from high strength steel.

APPLICATION

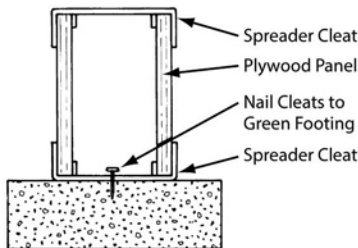
A22 Spreader Cleats are used to form footers or grade beams up to 32" high.



A22 Spreader Cleat with Wire Strut



A22 Spreader Cleat - Stamped Metal



FEATURES

- On panels up to 24" high the cleats are spaced at 32" maximum center to center spacing.
- For panels over 24" and up to 32", the cleats should be spaced at 24" maximum center to center spacing.
- Two versions of the spreader cleat are available. The stamped metal cleat is available for 6" and 8" wall thicknesses with 3/4" or 1-1/8" lumber ends. The other spreader cleat version utilizes two lumber ends attached with a wire strut. This version is available for wall thicknesses over 5" with 3/4", 1-1/8", 1-5/8" and 2-1/4" lumber ends.

- Safe Working Load is 750 lbs. which provides a factor of safety of approximately 2 to 1.

RELATED PRODUCTS

- A43 Footing Ties

ORDERING INFORMATION

SPREADER CLEATS - N/A

| Product Code | Description | Weight |
|--------------|--------------------------|----------|
| 13244 | 6" WALL X 3/4" END | 0.375 LB |
| 13248 | 6" WALL X 1-1/8" END | 0.385 LB |
| 13246 | 7-5/8" WALL X 3/4" END | 0.435 LB |
| 13250 | 7-5/8" WALL X 1-1/8" END | 0.473 LB |
| 101532 | 8" WALL X 3/4" END | 0.435 LB |
| 101533 | 8" WALL X 1-1/8" END | 0.473 LB |
| 13254 | 10" WALL X 3/4" END | 0.550 LB |
| 13268 | 10" WALL X 1-1/8" END | 0.550 LB |
| 13256 | 12" WALL X 3/4" END | 0.608 LB |
| 13272 | 12" WALL X 1-1/8" END | 0.668 LB |

MANUFACTURER

Dayton Superior Corporation
 1125 Byers Road
 Miamisburg, OH 45342
 Customer Service: 888-977-9600
 Technical Services: 877-266-7732
 Website: www.daytonsuperior.com

WARRANTY (ACCESSORIES)

Limited Warranty. Dayton warrants, for a period of 60 days from the date of shipment (three years from the date of shipment in the case of formwork, excluding any consumable Products included with such formwork), that Products and any associated application drawings and engineering services provided by Dayton ("Ancillary Services") will be free from defects in material and workmanship and, in the case of custom designed formwork, that the formwork will meet the specifications set forth in the design drawings approved by Dayton and Customer. Any claim under this warranty must be made in writing within such warranty period. If any Product and/or Ancillary Service covered by a timely claim are found to be defective, Dayton will, within a reasonable time, make any necessary repairs or corrections or, at Dayton's option, replace the Product. Unless pre-authorized by Dayton in writing, Dayton will not accept any charges for correcting defects or accept the return of any Product. This warranty will not apply to any Products that have been subjected to misuse, neglect, storage damage, misapplication, accident or any other damage caused by any person other than Dayton, or that have not been maintained in accordance with Dayton's specifications. THIS LIMITED WARRANTY IS IN LIEU OF ALL OTHER WARRANTIES AS TO THE PRODUCTS AND ANCILLARY SERVICES. DAYTON MAKES NO OTHER WARRANTIES OR GUARANTEES, EXPRESS OR IMPLIED, INCLUDING ANY WARRANTY OF MERCHANTABILITY, FITNESS FOR A PARTICULAR PURPOSE OR OTHERWISE. THE REMEDIES SET FORTH IN THIS SECTION ARE CUSTOMER'S EXCLUSIVE REMEDY FOR BREACH OF WARRANTY.